

CONTENDER

STEP UP TO THE PLATE



CONTENDER ELECTRIC GRIDDLE

GRE028 | GRE026 | GRE027 | GRE029 | GRE030

CONTENTS

1. INTRODUCTION	3
2. WARNINGS	3
3. DESCRIPTION & PUPOSE OF THE PRODUCT	3
4. SAFETY DETAILS	3
5. USING THE DEVICE	4
6. CLEANING & MAINTENANCE.....	5
7. DESCRIPTION OF PARTS.....	6
8. WARRANTY CONDITIONS	7

I. INTRODUCTION

DEAR USER, THANK YOU FOR CHOOSING OUR DEVICE AND FOR YOUR TRUST IN OUR COMPANY. OUR DEVICES ARE USED WITH YOU IN MANY CITIES IN THE COUNTRY. OUR DEVICE IS PRODUCED IN ACCORDANCE WITH THE STANDARDS. WE STRONGLY REMIND YOU TO READ THE USER MANUAL AND HAVE YOUR USER READ IT IN ORDER TO GET THE EFFICIENCY OF THE DEVICE IN ACCORDANCE WITH YOUR EXPECTATIONS AND TO USE IT FOR A LONG TIME. BEFORE CALLING OUR SERVICE, WE ASK YOU TO CONSIDER THE FOLLOWING WARNINGS.

2. WARNINGS








PLEASE READ THE MANUAL IN YOUR HAND CAREFULLY BEFORE INSTALLING AND USING THE DEVICE, MAKE SURE THAT THE USERS OF THE DEVICE READ IT. IF YOU OPERATE THE MACHINE WITHOUT READING THE MANUAL, THE DEVICE WILL BE OUT OF WARRANTY. THE MANUAL THAT GIVES INFORMATION ABOUT THE INSTALLATION, USE, AND MAINTENANCE OF THE PRODUCT YOU HAVE PURCHASED SHOULD BE READ CAREFULLY. THE ELECTRICAL INSTALLATION TO WHICH THE DEVICE WILL BE CONNECTED MUST COMPLY WITH THE LEGAL REGULATIONS. FAILURES IN YOUR INSTALLATION ARE YOUR RESPONSIBILITY. FOR MATTERS THAT YOU ARE HESITANT TO UNDERSTAND OR DO NOT UNDERSTAND, ASK FOR INFORMATION FROM THE NEAREST AUTHORIZED SERVICE BY PHONE. WE HOPE YOU GET THE BEST OUT OF OUR PRODUCT. ON-SITE SERVICE APPLICATION FOR THIS PRODUCT IS SUBJECT TO A FEE.

3. DESCRIPTION & PURPOSE OF THE PRODUCT

THE DEVICE IS PRODUCED FOR COOKING FOOD ON THE GRILL SURFACE IN THE KITCHENS OF INDUSTRIAL FACILITIES (SUCH AS CATERING ESTABLISHMENTS, RESTAURANTS, TOURISTIC FACILITIES, AND BUFFETS).

SKU/MODEL	PRODUCT DIMENSIONS (MM)	NET WEIGHT (KG)	POWER
GRE028	70 X 50 X 23	34	2 X 2,2KW, 2 X UK PLUG
GRE026	48 X 44 X 24	10	2,5 KW, 13 AMP
GRE027	70 X 50 X 25	20	2,8 KW, 2 X 13 AMP UK PLUGS
GRE029	70 X 50 X 25	20	2,8 KW, 2 X 13 AMP UK PLUGS
GRE030	100 X 50 X 25	27	5 KW, 3 X 13 AMP UK PLUGS

4. SAFETY DETAILS

-  THE DEVICE WORKS WITH 220-230 VOLT - 50-60 HZ.
-  IF THE ELECTRICAL CONNECTION CABLE IS DAMAGED, REPORT IT TO THE CUSTOMER SERVICE TEAM AT ECATERING.
-  BEFORE CONNECTING THE DEVICE TO ELECTRICITY, IT MUST BE IN THE OFF POSITION.
-  ALL KINDS OF FLAMMABLE SOLID-LIQUID MATERIALS (CLOTHES, ALCOHOL AND ITS DERIVATIVES, PETRO-CHEMICAL PRODUCTS, WOOD AND PLASTIC MATERIALS, CURTAINS, ETC.) SHOULD NEVER BE KEPT IN THE AREA WHERE THE DEVICE IS OPERATING.
-  DO NOT CLEAN WITH PRESSURIZED AND RUNNING WATER.
-  YOU CAN USE OUR DEVICES SIDE BY SIDE WITH OUR OTHER PRODUCTS IN THE SAME SERIES. IT SHOULD BE AT LEAST 30 CM BETWEEN OTHER DEVICES.
-  THIS DEVICE SHOULD BE INSTALLED IN ACCORDANCE WITH CURRENT REGULATIONS AND SHOULD ONLY BE USED IN A VENTILATED AREA. CONSULT THE INSTRUCTIONS BEFORE INSTALLING THE DEVICE AND USING IT.

- i** THIS DEVICE SHOULD BE INSTALLED IN ACCORDANCE WITH CURRENT REGULATIONS AND SHOULD ONLY BE USED IN A VENTILATED AREA. CONSULT THE INSTRUCTIONS BEFORE INSTALLING THE DEVICE AND USING IT.
- i** THE DEVICE IS MADE FOR INDUSTRIAL USE AND SHOULD ONLY BE USED BY PERSONNEL WHO HAVE RECEIVED TRAINING ON THE DEVICE.
- i** THE DEVICE SHOULD NOT BE INTERFERED WITH OTHER THAN THE MANUFACTURER OR A QUALIFIED & CERTIFIED ENGINEER.
- i** IN THE AREA WHERE THE DEVICE IS USED, FOR ANY REASON, SUCH AS FIRE FLAME FLASHES, USE A FIRE EXTINGUISHER BY CLOSING THE GAS VALVES AND ELECTRICAL SWITCHES (IF ANY) WITHOUT PANICKING. NEVER USE WATER TO EXTINGUISH THE FLAME.
- i** IT MUST BE USED WITH A GROUNDED SOCKET. CHECK THAT THE SOCKET IS GROUNDED.
- i** THE USER MANUAL SHOULD BE READ BY THE PEOPLE WHO WILL USE THE DEVICE.
- i** KEEP OUT OF REACH OF CHILDREN.
- i** DO NOT USE THE DEVICE OTHER THAN THE SPECIFIED PURPOSE. DO NOT INSERT ANY OBJECTS INTO THE VENTILATION HOLES OF THE DEVICE.
- i** THE FLOOR ON WHICH THE DEVICE IS USED MUST BE OF NON-COMBUSTIBLE MATERIAL. DO NOT OPERATE NEAR HOT APPLIANCES.
- i** THE DEVICE MUST BE VENTILATED. DO NOT OPERATE IN DIRECT SUNLIGHT.
- i** USE HEAT-RESISTANT GLOVES TO PROTECT FROM HOT SURFACES.

5. USING THE DEVICE

5.1. FIRST USE

- TAKE THE DEVICE OUT OF ITS BOX AND CHECK WHETHER IT HAS BEEN DAMAGED DURING TRANSPORTATION. DO NOT OPERATE THE PRODUCT IF THERE IS DAMAGE.
- REMOVE THE PROTECTION NYLONS ON THE PANELS. CAREFULLY CLEAN THE PARTS OF THE DEVICE THAT COME INTO CONTACT WITH FOOD. THOROUGHLY WIPE THE OIL ON THE DEVICE WITH A CLOTH. RUN THE DEVICE AND BURN THE REMAINING WASTES.
- SMOKE MAY COME OUT OF THE DEVICE AT FIRST USE. THIS SMOKE COMES FROM THE INSULATING MATERIAL AND IS NORMAL.
- AFTER CLEANING, LUBRICATE THE COOKING PARTS OF THE GRILL, OTHERWISE IT WILL BE OUT OF WARRANTY.
- YOU CAN CLEAN THE GRILL SURFACE WITH A DAMP CLOTH.

5.2. USAGE

- CONNECT THE DEVICE TO ELECTRICITY.
- IF YOUR DEVICE HAS AN ON/OFF SWITCH, TURN IT ON (AVAILABLE IN SOME MODELS).
- SET THE THERMOSTAT OF THE DEVICE TO 250 DEGREES. IT TAKES 40 MINUTES TO WARM UP ACCORDING TO THE MODEL.
- WHEN THE DEVICE REACHES THE COOKING TEMPERATURE, THE THERMOSTAT LIGHT TURNS OFF, YOU CAN COOK. IF THE HEAT IS LOW, THE THERMOSTAT SETTING IS BROUGHT TO THE UPPER POSITION.
- AFTER THE COOKING IS FINISHED, THE TEMPERATURE SETTING IS BROUGHT TO 150 DEGREES FOR SAVING.
- WHEN THE USE OF THE DEVICE ENDS, THE HEAT THERMOSTAT OF THE DEVICE SHOULD BE TURNED OFF. THE ON/OFF SWITCH MUST BE TURNED OFF AND DISCONNECTED FROM ELECTRICITY.
- COOKING SURFACES SHOULD BE THOROUGHLY CLEANED AFTER USE. OTHERWISE, DIRTY LAYERS WILL FORM, AND PERFORMANCE AND HYGIENE PROBLEMS WILL OCCUR.
- DISCONNECT THE ELECTRICITY WHEN NOT IN USE.
- THE DEVICE MUST BE OPERATED ON A COMPLETELY FLAT SURFACE. THE SURFACE SHOULD NOT BE HIT WITH HARD OBJECTS WHEN USING THE SURFACE GRATES. BREAKAGE CAUSED BY THE IMPACT IS OUT OF WARRANTY.

5.3. CLEANING

- BEFORE CLEANING, BE SURE TO DISCONNECT IT FROM THE ELECTRICITY.
- COOKING SURFACES MUST BE THOROUGHLY CLEANED AFTER EACH USE. AFTER CLEANING THE COOKING SURFACE, IT SHOULD BE LUBRICATED WITH CLEAN OIL. DO NOT POUR WATER INTO IT. CLEAN THE MAIN BODY WITH A DAMP CLOTH.
- DO NOT WASH THE MAIN BODY UNDER RUNNING WATER. THE OILER OF THE DEVICE MUST BE CLEANED.
- IF THE DEVICE WILL NOT BE USED FOR A LONG TIME, IT SHOULD BE THOROUGHLY CLEANED AND PACKAGED.

5.4. TRANSPORT AND REPLACEMENT

- THE ELECTRICITY MUST BE DISCONNECTED BEFORE TRANSPORTING. THE DEVICE CAN BE HAND-HELD BY HUMAN POWER. DO NOT CRASH OR DROP THE PRODUCT WHILE CARRYING IT.

5.5. INSTALLATION OF THE DEVICE

- THE FEET OF THE COUNTERTOP WHERE THE DEVICE WILL BE PLACED MUST BE ADJUSTED AND IT MUST BE ENSURED THAT THE DEVICE IS SITUATED ON A FLAT SURFACE
- THE ELECTRICAL CONNECTION OF THE DEVICE SHOULD BE CHECKED BY A QUALIFIED ELECTRICIAN. IT MUST BE CONNECTED TO THE FUSE AT A HEIGHT OF 170 CM.
- THE ELECTRICAL CONNECTION MUST BE MADE BY PLACING A 30 MA RESIDUAL CURRENT FUSE IN THE SUPPLY FUSE AGAINST THE DANGER OF LEAKAGE CURRENT.
- THE ELECTRICAL INSTALLATION OF THE DEVICE MUST BE GROUNDED BY CONNECTING IT TO THE GROUNDING BAR ON THE NEAREST PANEL.

5.6. EFFICIENCY USE (EFFICIENT USE OF ENERGY)

- TURN OFF YOUR DEVICE WHEN NOT IN USE.
- DO NOT FORGET TO CLEAN THE DEVICE. STRICTLY COMPLY WITH THE USAGE OF THE DEVICE. THE AMBIENT OPERATING TEMPERATURE OF THE DEVICE PROVIDES THE MOST APPROPRIATE EFFICIENCY AT 24 DEGREES. THE OPERATING TEMPERATURE RANGE IS -5 AND +40 DEGREES.

6. CLEANING AND MAINTENANCE

6.1. CLEANING

BEFORE AND AFTER EACH USE OF THE DEVICE FOR THE FIRST TIME (WITHOUT POWERING THE DEVICE), CLEAN THE ENTIRE OUTER SURFACE WITH A SPONGE AND LIQUID CLEANING MATERIAL AND DRY IT. DO NOT USE SALT SPIRIT, CIF, AND SIMILAR CHEMICAL CLEANING MATERIALS DURING CLEANING.

6.2. MAINTENANCE

- BEFORE ANY MAINTENANCE TO THE DEVICE, IT MUST BE DISCONNECTED FROM THE ELECTRICITY.
- WORN PARTS SHOULD BE REPLACED WITH ORIGINAL ONES.
- PERIODIC MAINTENANCE CAN BE DONE BY THE USER.
- DEPENDING ON THE FREQUENCY OF USE OF THE DEVICE, WE RECOMMEND PERFORMING MAINTENANCE EVERY 2 MONTHS.
- EVEN IF IT IS WITHIN THE WARRANTY PERIOD, THE MAINTENANCE OF THE DEVICE BY OUR AUTHORIZED SERVICE PERSONNEL IS SUBJECT TO A FEE.
- DISCONNECT THE DEVICE FROM ELECTRICITY DURING PERIODIC MAINTENANCE.

6.3. DEFECTS THAT MAY OCCUR AND FAULT DETECTION

IF THE DEVICE IS CONNECTED TO THE SOCKET BUT THE PRODUCT DOES NOT WORK;

- IF THE DEVICE IS CONNECTED TO THE SOCKET BUT THE PRODUCT DOES NOT WORK
- CHECK THE MAIN POWER SWITCH. CHECK THE CONDITION OF THE DEVICE'S CABLE.
- CHECK THE ON-OFF BUTTON AND THE THERMOSTAT. IF THE PROBLEM PERSISTS, TAKE IT TO THE SERVICE PROVIDER. DO NOT INTERFERE AT ALL.

6.4. SERVICE AND SPARE PARTS STATION

UNIT 7 JADE BUSINESS PARK, SPRING ROAD, MURTON, COUNTY DURHAM SR7 9DR. T: 0333 358 3678. E: SALES@ECATERING.CO.UK

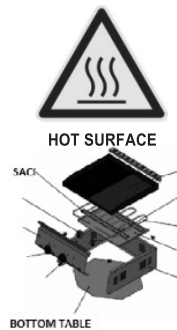
7. DESCRIPTION OF PARTS

BE CAREFUL OF ELECTRICAL CABLES!

- PILLING WATER TO THE ELECTRICAL INSTALLATION!
- MUST USE WITH EARTHED SOCKET!
- 22-230 VOLT AC 50-60 HZ



WARNING! GROUNDED ELECTRICITY CIRCUIT



8. WARRANTY CONDITIONS

- THE WARRANTY PERIOD STARTS FROM THE DELIVERY DATE OF THE GOODS AND IS 2 YEARS.
- DOCUMENTS THAT DO NOT HAVE A SALES DATE, FACTORY, SUPPLIER OR ORDER NUMBER ARE INVALID. TO TAKE ADVANTAGE OF THE GUARANTEE, A DOCUMENT SHOWING THE SALES DATE, ORDER NUMBER, SUPPLIER MUST BE SHOWN.
- THE ENTIRE PRODUCT, INCLUDING ALL PARTS, IS UNDER THE GUARANTEE OF OUR COMPANY.
- IN CASE OF MALFUNCTION OF THE PRODUCT WITHIN THE WARRANTY PERIOD, THE TIME SPENT IN THE REPAIR IS ADDED TO THE WARRANTY PERIOD. THE REPAIR TIME OF THE GOODS IS A MAXIMUM OF 20 WORKING DAYS. THIS PERIOD STARTS FROM THE DATE OF NOTIFICATION OF THE MALFUNCTION OF THE GOODS TO THE SERVICE STATION, OR IN THE ABSENCE OF A SERVICE STATION, TO ONE OF THE SELLERS, DEALERS, AGENCIES, REPRESENTATIVE OR IMPORTERS.
- DEVICE: IT IS GUARANTEED AGAINST MALFUNCTIONS THAT MAY ARISE FROM MATERIAL AND WORKMANSHIP DEFECTS, PROVIDED THAT IT IS MOUNTED AND USED AS DESCRIBED IN THE ASSEMBLY, USE, MAINTENANCE MANUAL.

- DEFECTS RESULTING FROM THE USE OF THE PRODUCT CONTRARY TO THE TERMS IN THE USER MANUAL ARE NOT COVERED BY THE WARRANTY.
- GUARANTEE IS GIVEN; IN CASE OF COMPLIANCE WITH THE INSTALLATION, USE, MAINTENANCE MANUAL, AND WARRANTY CONDITIONS, IT BELONGS ONLY TO THE GUARANTEED DEVICE AND CANNOT CLAIM ANY RIGHT OR COMPENSATION UNDER ANY OTHER NAME. IF SCRAPING, DELETION, OR CHANGES ARE MADE TO THE INFORMATION SHOWING THE TYPE, MODEL, AND SERIAL NUMBERS OF THE DEVICE ON THE WARRANTY CERTIFICATE OR ON THE GUARANTEED DEVICE, THE WARRANTY WILL BE VOIDED.

PRODUCTS,


- THE INTERVENTION OF UNAUTHORIZED PERSONS VOIDS THE WARRANTY OF THE DEVICE.
- IN CASE OF ANY MALFUNCTION DURING USE, THE AUTHORIZED SERVICE SHOULD BE NOTIFIED.
- ELIMINATION OF DAMAGES AND MALFUNCTIONS THAT MAY OCCUR DURING THE LOADING, UNLOADING AND SHIPMENT PROCESSES, WHICH ARE NOT UNDER THE RESPONSIBILITY OF THE SUPPLIER, ARE OUT OF WARRANTY. LIKEWISE, THE REMOVAL OF DAMAGES AND MALFUNCTIONS CAUSED BY EXTERNAL FACTORS DURING THE USE OF THE DEVICE IS NOT GUARANTEED.
- ANY DISPUTE OR CLAIM ARISING OUT OF OR IN CONNECTION WITH IT (INCLUDING ANY NON-CONTRACTUAL DISPUTE OR CLAIM) SHALL BE GOVERNED BY AND CONSTRUED IN ACCORDANCE WITH ENGLISH LAW.

ISSUES NOT COVERED BY WARRANTY:

- CLEANING OR BOILING OUR PRODUCTS WITH SALTWATER, BLEACH, OR ACIDIC SUBSTANCES
- SCRATCHING OF PRODUCTS BY RUBBING WITH HARD MATERIALS.
- MALFUNCTIONS CAUSED BY MISUSE OF PRODUCTS AND USER ERROR.
- DIRECT CONTACT OF PRODUCTS WITH FIRE.
- MAKING REPAIRS TO OUR PRODUCTS BY THE USER.
- MALFUNCTIONS THAT MAY OCCUR DUE TO NON-COMPLIANCE WITH THE PRODUCT USAGE INSTRUCTIONS.

OUR PRODUCTS COMPLY WITH EEE REGULATIONS

LABELS:

RG Distributors Ltd t/a ECATERING Unit 7 Jade Business Park, Spring Road, Muton, County Durham, SR7 9DR Telephone: (+44) 333 358 3678 Email: sales@ecatering.co.uk Website: www.ecatering.co.uk		
Product Name		
Model/Type		
Power/Watt		
Production Date		
Country of Production		
Category		
Voltage		
CAUTION!.. This device should be installed in accordance with current regulations and should only be used in well-ventilated areas. Instructions must be followed before and after use.		

GRE026 · CONTENDER 500MM SMOOTH TOP ELECTRIC GRIDDLE
GRE028 · CONTENDER 700MM SPLIT RIBBED & SMOOTH TOP ELECTRIC GRIDDLE
GRE027 · CONTENDER 700MM RIBBED & SMOOTH TOP ELECTRIC GRIDDLE
GRE029 · CONTENDER 700MM SMOOTH TOP ELECTRIC GRIDDLE
GRE030 · CONTENDER 1000MM SMOOTH TOP ELECTRIC GRIDDLE



STEP UP TO THE PLATE